

Product Datasheet

HBsAg Goat Polyclonal Antibody (orb10771)

Description	HBsAg Goat Polyclonal Antibody
Species/Host	Goat
Reactivity	Human, Virus
Conjugation	Unconjugated
Tested Applications	ELISA, IF, IHC-Fr, IHC-P, WB
Immunogen	Recombinant HBsAg protein
Target	C
Preservatives	0.01M PBS (pH7.4) with 0.02% Proclin300.
Form/Appearance	Liquid
Concentration	1mg/ml
Storage	Maintain refrigerated at 2-8°C for up to 2 weeks. For long term storage store at -20°C in small aliquots to prevent freeze-thaw cycles.
Note	For research use only
Isotype	IgG
Clonality	Polyclonal
MW	44 kDa
Dilution Range	WB=1:500-2000, IHC-P=1:100-500, IHC-F=1:100-500, IF=1:100-500, ELISA=1:5000-10000
Expiration Date	12 months from date of receipt.

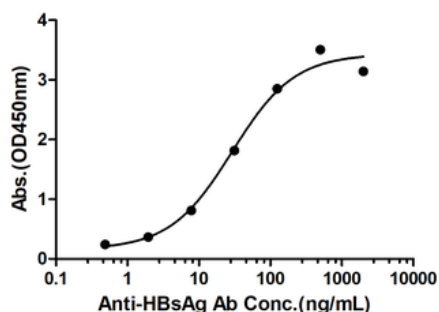
Biorbyt Ltd.

7 Signet Court, Swann's Road,
Cambridge, CB5 8LA, United Kingdom
Email: info@biorbyt.com, support@biorbyt.com
Phone: [+44 \(0\) 1223 859-353](tel:+44(0)1223859353) | Fax: [+1 \(415\) 651-8558](tel:+1(415)6518558)

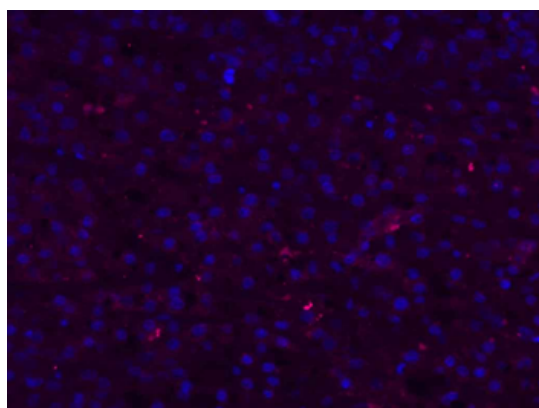
Biorbyt LLC.

68 TW Alexander Drive,
Durham, NC, 27713, United States
Email: info@biorbyt.com, support@biorbyt.com
Phone: [+1 \(415\) 906-5211](tel:+1(415)9065211) | Fax: [+1 \(415\) 651-8558](tel:+1(415)6518558)

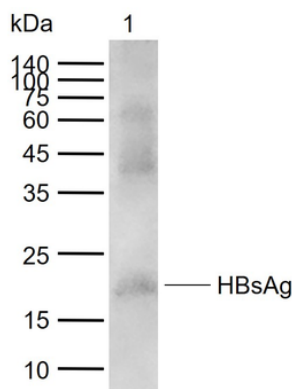
Goat Anti-Human HBsAg Antibody Bind with Human HBsAg protein, His tag



Measured by its binding ability in a indirect ELISA. Immobilized recombinant HBsAg protein at 2 µg/mL (100 µl/well) can bind Goat Anti-Human HBsAg Antibody, the EC50 is 29.14 ng/ml.



Paraformaldehyde-fixed, paraffin embedded (Hepatitis B virus infected human hepatocellular carcinoma), Antigen retrieval by boiling in sodium citrate buffer (pH6.0) for 15 min, Blocking buffer (normal goat serum) at 37°C for 30 min, Antibody incubation with (HBsAg) Polyclonal Antibody, Unconjugated (orb10771) at 1:200 overnight at 4°C, followed by A594 conjugated Rabbit Anti-Goat IgG H&L secondary antibody incubation and staining.



Sample: Lane 1: Recombinant HBsAg protein, Primary: Anti-HBsAg (orb10771) at 1/1000 dilution, Secondary: IRDye800CW Donkey anti-Goat IgG at 1/20000 dilution, Predicted band size: 44 kDa, Observed band size: 20 kDa.

Biorbyt Ltd.

7 Signet Court, Swann's Road,
Cambridge, CB5 8LA, United Kingdom
Email: info@biorbyt.com, support@biorbyt.com
Phone: [+44 \(0\) 1223 859-353](tel:+44(0)1223859353) | Fax: [+1 \(415\) 651-8558](tel:+1(415)6518558)

Biorbyt LLC.

68 TW Alexander Drive,
Durham, NC, 27713, United States
Email: info@biorbyt.com, support@biorbyt.com
Phone: [+1 \(415\) 906-5211](tel:+1(415)9065211) | Fax: [+1 \(415\) 651-8558](tel:+1(415)6518558)