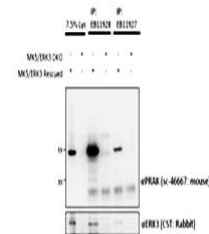


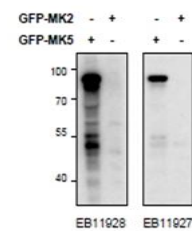
Product Datasheet

Mapkapk5 antibody (orb107651)

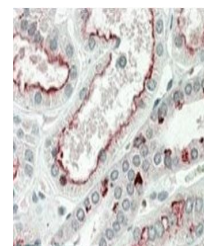
Description	Goat polyclonal antibody to Mapkapk5
Species/Host	Goat
Reactivity	Bovine, Canine, Human, Mouse, Porcine, Rat
Conjugation	Unconjugated
Tested Applications	ELISA, IHC, IP, WB
Target	MK5 / MAPKAPK5
Preservatives	Supplied at 0.5 mg/ml in Tris saline, 0.02% sodium azide, pH 7.3 with 0.5% bovine serum albumin. Aliquot and store at -20°C. Minimize freezing and thawing.
Storage	Aliquot and store at -20°C. Minimize freezing and thawing.
Note	For research use only
Protein Sequence	STEALDNLVPSAQ
Clonality	Polyclonal
MW	54.0; 54.2
Entrez	8550
Dilution Range	ELISA: 1:32000, WB: 0.5-1 µg/ml, IHC-P: 4-8µg/ml
Expiration Date	12 months from date of receipt.



Western blot analysis of MK5/ERK3 double...



Western blot analysis of Mouse MK5-GFP (...)



Immunohistochemical staining of Human Ki...