

---

## Product Datasheet

### Annexin VII/ANXA7 Antibody (orb106583)

**Description**

Annexin VII/ANXA7 Antibody

**Species/Host**

Rabbit

**Reactivity**

Human

**Conjugation**

Unconjugated

**Tested Applications**

FC, ICC, IF, IHC, WB

**Immunogen**

A synthetic peptide corresponding to a sequence at the C-terminus of human Annexin VII (445-460aa TRSEIDLVLQIKQMFAQ), different from the related mouse and rat sequences by one amino acid.

**Form/Appearance**

Lyophilized

**Concentration**

Adding 0.2 ml of distilled water will yield a concentration of 500 µg/ml.

**Storage**

Store at -20°C for one year from date of receipt. After reconstitution, at 4°C for one month. It can also be aliquotted and stored frozen at -20°C for six months. Avoid repeated freeze-thaw cycles.

**Note**

For research use only

**Application notes**

WB: The detection limit for ANXA7 is approximately 3ng/lane under reducing conditions. Tested Species: In-house tested species with positive results. Predicted Species: Species predicted to be fit for the product based on sequence similarities. By Heat: Boiling the paraffin sections in 10mM citrate buffer, pH6.0, for 20mins is required for the staining of formalin/paraffin sections. Other applications have not been tested. Optimal dilutions should be determined by end users. . Add 0.2ml of distilled water will yield a concentration of 500ug/ml.

**Isotype**

Rabbit IgG

**Clonality**

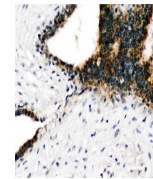
Polyclonal

**MW**

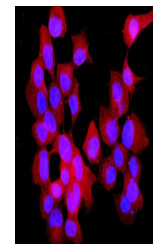
52739 MW

**Uniprot ID**
**P20073**
**Expiration Date**

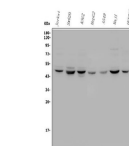
12 months from date of receipt.



IHC analysis of ANXA7 using anti-ANXA7 a...



IF analysis of ANXA7 using anti- ANXA7 a...



Western blot analysis of ANXA7 using ant...