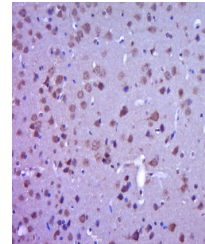


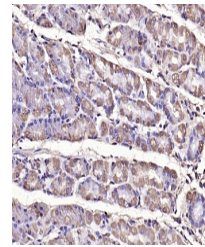
Product Datasheet

FAK (phospho-Tyr397) antibody (orb106222)

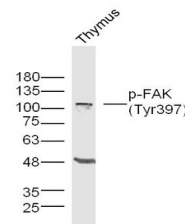
Description	FAK (phospho-Tyr397) antibody
Species/Host	Rabbit
Reactivity	Human, Mouse, Rat
Conjugation	Unconjugated
Tested Applications	IHC-P, WB
Immunogen	KLH conjugated Synthesised phosphopeptide derived from human FAK around the phosphorylation site of Tyr397 (DD(p-Y)AE)
Target	Phospho-FAK (Tyr397)
Preservatives	0.01M TBS(pH7.4) with 1% rAlbumin, 0.03% Proclin300 and 50% Glycerol.
Form/Appearance	Liquid
Concentration	1mg/ml
Storage	Maintain refrigerated at 2-8°C for up to 2 weeks. For long term storage store at -20°C in small aliquots to prevent freeze-thaw cycles.
Note	For research use only
Isotype	IgG
Clonality	Polyclonal
MW	116 kDa
Uniprot ID	Q05397
Dilution Range	WB=1:500-2000, IHC-P=1:100-500
Expiration Date	12 months from date of receipt.



IHC-P analysis of mouse brain tissue using...



IHC-P analysis of human gastric carcinoma...



Western blot:Thymus (Mouse);Primary:Anti...