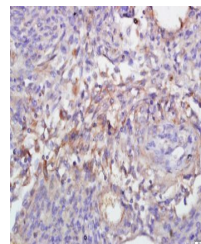


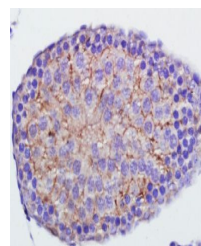
## Product Datasheet

### Annexin V antibody (orb10101)

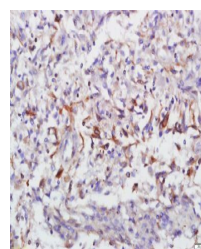
<b>Description</b>	Annexin V antibody
<b>Species/Host</b>	Rabbit
<b>Reactivity</b>	Human, Mouse, Rat
<b>Conjugation</b>	Unconjugated
<b>Tested Applications</b>	ELISA, FC, WB
<b>Immunogen</b>	recombind human Annexin V
<b>Target</b>	Annexin V
<b>Preservatives</b>	0.01M TBS(pH7.4) with 1% rAlbumin, 0.03% Proclin300 and 50% Glycerol.
<b>Form/Appearance</b>	Liquid
<b>Concentration</b>	1mg/ml
<b>Storage</b>	Shipped at 4°C. Store at -20 °C for one year. Avoid repeated freeze/thaw cycles.
<b>Note</b>	For research use only
<b>Isotype</b>	IgG
<b>Clonality</b>	Polyclonal
<b>MW</b>	36 kDa
<b>Uniprot ID</b>	<b>P08758</b>
<b>Dilution Range</b>	WB=1:500-2000, Flow-Cyt=1µg /test, ELISA=1:5000-10000, IHC-P=1:100-500, IHC-F=1:100-500, IF=1:100-500
<b>Expiration Date</b>	12 months from date of receipt.



Immunohistochemical staining of human lu...



Immunohistochemical staining of rat test...



Immunohistochemical staining of human lu...