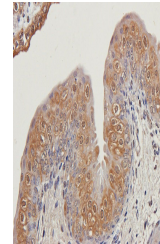


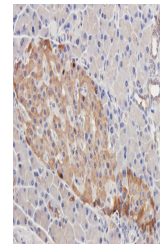
Product Datasheet

C5b-9 antibody (orb100655)

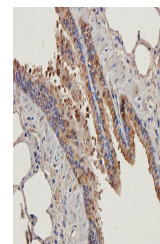
Description	C5b-9 antibody
Species/Host	Rabbit
Reactivity	Guinea pig, Mouse, Rat
Conjugation	Unconjugated
Tested Applications	ICC, IF, IHC-P
Immunogen	KLH conjugated synthetic peptide derived from human C5b-9. Please contact us for the exact immunogen sequence. The peptide is available as orb12903.
Target	C5b-9
Form/Appearance	10 mM PBS, 0.02% sodium azide
Concentration	- 100 µg (in 200 µl): 0.5 mg/ml- 200 µg (in 400 µl): 0.5 mg/ml
Storage	Maintain refrigerated at 2-8°C for up to 2 weeks. For long term storage store at -20°C in small aliquots to prevent freeze-thaw cycles.
Note	For research use only
Isotype	IgG
Clonality	Polyclonal
Purity	Polyclonal antibodies are purified by peptide affinity chromatography
MW	188 kDa
Uniprot ID	P01031
Dilution Range	IHC-P: 1:100-800, IF/ICC: 1:100-800
Expiration Date	12 months from date of receipt.



IHC-P staining of rat uterus tissue using...



IHC-P image of rat pancreas tissue using...



IHC-P image of rat lung tissue using ant...