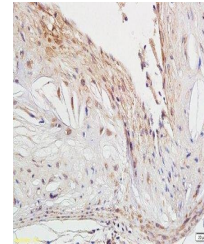


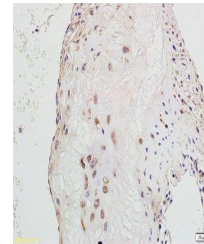
Product Datasheet

ADAMTS7 antibody (orb10042)

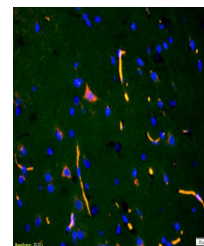
Description	ADAMTS7 antibody
Species/Host	Rabbit
Reactivity	Human, Mouse, Rat
Conjugation	Unconjugated
Tested Applications	IHC-P, WB
Immunogen	KLH conjugated synthetic peptide derived from human ADAMTS7 (241-340/1595 aa)
Target	ADAMTS7(NT)
Preservatives	0.01M TBS(pH7.4) with 1% rAlbumin, 0.03% Proclin300 and 50% Glycerol.
Form/Appearance	Liquid: 0.01M TBS(pH7.4) with 1% rAlbumin, 0.03% Proclin300 and 50% Glycerol.
Concentration	1mg/ml
Storage	Shipped at 4°C. Store at -20 °C for one year. Avoid repeated freeze/thaw cycles.
Note	For research use only
Isotype	IgG
Clonality	Polyclonal
Purity	affinity purified by Protein A
MW	158kDa
Uniprot ID	Q9UKP4
Dilution Range	WB=1:500-2000, IHC-P=1:100-500
Expiration Date	12 months from date of receipt.



Immunohistochemical analysis of paraffin...



IHC-P of human tissue affected by athero...



IHC-P image of rat brain tissue using AD...