

**AMPK $\gamma$ 1/2/3 rabbit pAb****Cat#: orb769626 (Manual)**

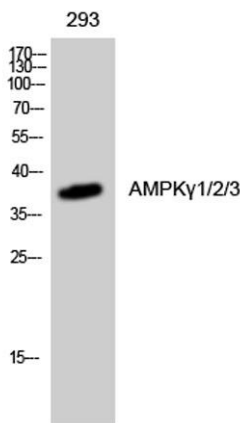
For research use only. Not intended for diagnostic use.

<b>Product Name</b>	AMPK $\gamma$ 1/2/3 rabbit pAb
<b>Host species</b>	Rabbit
<b>Applications</b>	WB;IF;ELISA
<b>Species Cross-Reactivity</b>	Human;Mouse;Rat
<b>Recommended dilutions</b>	Western Blot: 1/500 - 1/2000. Immunofluorescence: 1/200 - 1/1000. ELISA: 1/5000. Not yet tested in other applications.
<b>Immunogen</b>	The antiserum was produced against synthesized peptide derived from human PRKAG1/2/3. AA range:46-95
<b>Specificity</b>	AMPK $\gamma$ 1/2/3 Polyclonal Antibody detects endogenous levels of AMPK $\gamma$ 1/2/3 protein.
<b>Formulation</b>	Liquid in PBS containing 50% glycerol, 0.5% BSA and 0.02% sodium azide..
<b>Storage</b>	Store at -20°C. Avoid repeated freeze-thaw cycles.
<b>Protein Name</b>	5'-AMP-activated protein kinase subunit gamma-1
<b>Gene Name</b>	PRKAG1/PRKAG2/PRKAG3
<b>Cellular localization</b>	nucleoplasm,cytosol,membrane,nucleotide-activated protein kinase complex,extracellular exosome,
<b>Purification</b>	The antibody was affinity-purified from rabbit antiserum by affinity-chromatography using epitope-specific immunogen.
<b>Clonality</b>	Polyclonal

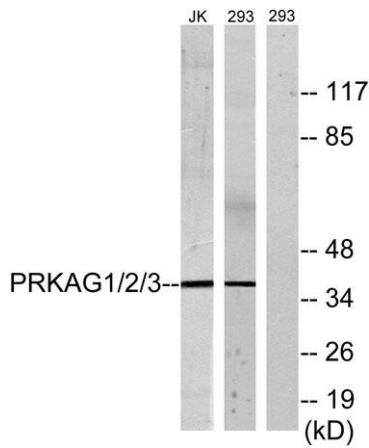
<b>Concentration</b>	1 mg/ml
<b>Observed band</b>	38kD
<b>Human Gene ID</b>	5571/51422/53632/
<b>Human Swiss-Prot Number</b>	P54619/Q9UGJ0/Q9UGI9
<b>Alternative Names</b>	PRKAG1; 5'-AMP-activated protein kinase subunit gamma-1; AMPK gamma1; AMPK subunit gamma-1; AMPKg; PRKAG2; 5'-AMP-activated protein kinase subunit gamma-2; AMPK gamma2; AMPK subunit gamma-2; H91620p; PRKAG3; AMPKG3; 5'-AMP-activated protein

**Background**

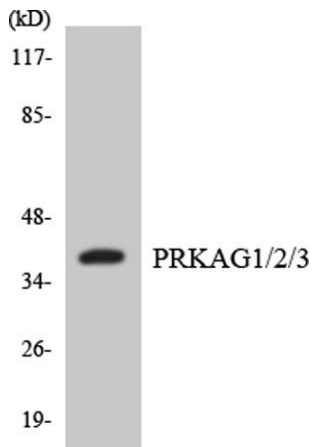
The protein encoded by this gene is a regulatory subunit of the AMP-activated protein kinase (AMPK). AMPK is a heterotrimer consisting of an alpha catalytic subunit, and non-catalytic beta and gamma subunits. AMPK is an important energy-sensing enzyme that monitors cellular energy status. In response to cellular metabolic stresses, AMPK is activated, and thus phosphorylates and inactivates acetyl-CoA carboxylase (ACC) and beta-hydroxy beta-methylglutaryl-CoA reductase (HMGCR), key enzymes involved in regulating de novo biosynthesis of fatty acid and cholesterol. This subunit is one of the gamma regulatory subunits of AMPK. Alternatively spliced transcript variants encoding distinct isoforms have been observed. [provided by RefSeq, Jul 2008].



**Western Blot analysis of 293 cells using AMPK $\gamma$ 1/2/3 Polyclonal Antibody cells nucleus extracted by Minute TM Cytoplasmic and Nuclear Fractionation kit (SC-003, Inventibiotec, MN, USA).**



Western blot analysis of lysates from 293 and Jurkat cells, using PRKAG1/2/3 Antibody. The lane on the right is blocked with the synthesized peptide.



Western blot analysis of the lysates from 293 cells using PRKAG1/2/3 antibody.