

CYP3A4/5 rabbit pAb**Cat#: orb767818 (Manual)**

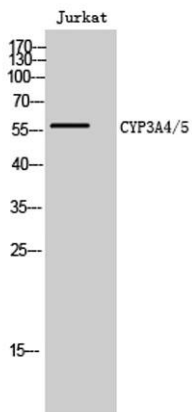
For research use only. Not intended for diagnostic use.

Product Name	CYP3A4/5 rabbit pAb
Host species	Rabbit
Applications	WB;IHC;IF;ELISA
Species Cross-Reactivity	Human;Rat;Mouse;
Recommended dilutions	Western Blot: 1/500 - 1/2000. Immunohistochemistry: 1/100 - 1/300. Immunofluorescence: 1/200 - 1/1000. ELISA: 1/10000. Not yet tested in other applications.
Immunogen	The antiserum was produced against synthesized peptide derived from human Cytochrome P450 3A4/5. AA range:251-300
Specificity	CYP3A4/5 Polyclonal Antibody detects endogenous levels of CYP3A4/5 protein.
Formulation	Liquid in PBS containing 50% glycerol, 0.5% BSA and 0.02% sodium azide..
Storage	Store at -20°C. Avoid repeated freeze-thaw cycles.
Protein Name	Cytochrome P450 3A4/5
Gene Name	CYP3A4/CYP3A5
Cellular localization	Endoplasmic reticulum membrane; Single-pass membrane protein. Microsome membrane ; Single-pass membrane protein.
Purification	The antibody was affinity-purified from rabbit antiserum by affinity-chromatography using epitope-specific immunogen.
Clonality	Polyclonal

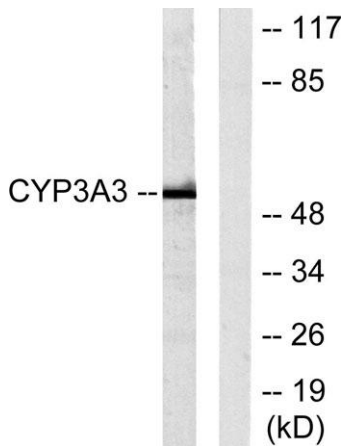
Concentration	1 mg/ml
Observed band	57kD
Human Gene ID	1576/1577
Human Swiss-Prot Number	P08684/P20815
Alternative Names	CYP3A4; CYP3A3; Cytochrome P450 3A4; 1; 8-cineole 2-exo-monooxygenase; Albendazole monooxygenase; Albendazole sulfoxidase; CYP11A3; CYP11A4; Cytochrome P450 3A3; Cytochrome P450 HLP; Cytochrome P450 NF-25; Cytochrome P450-PCN1; Nifedipine

Background

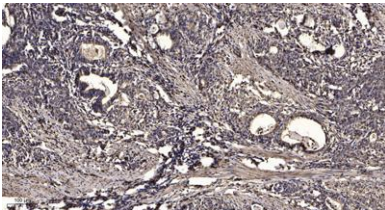
This gene encodes a member of the cytochrome P450 superfamily of enzymes. The cytochrome P450 proteins are monooxygenases that catalyze many reactions involved in drug metabolism and synthesis of cholesterol, steroids and other lipids. This protein localizes to the endoplasmic reticulum and its expression is induced by glucocorticoids and some pharmacological agents. This enzyme is involved in the metabolism of approximately half the drugs in use today, including acetaminophen, codeine, cyclosporin A, diazepam and erythromycin. The enzyme also metabolizes some steroids and carcinogens. This gene is part of a cluster of cytochrome P450 genes on chromosome 7q21.1. Previously another CYP3A gene, CYP3A3, was thought to exist; however, it is now thought that this sequence represents a transcript variant of CYP3A4. Alternatively spliced transcript variants encoding different isoforms



Western Blot analysis of Jurkat cells using CYP3A4/5 Polyclonal Antibody



Western blot analysis of lysates from Jurkat cells, using Cytochrome P450 3A4/5 Antibody. The lane on the right is blocked with the synthesized peptide.



Immunohistochemical analysis of paraffin-embedded human Gastric adenocarcinoma. 1, Antibody was diluted at 1:200(4° overnight). 2, Tris-EDTA,pH9.0 was used for antigen retrieval. 3,Secondary antibody was diluted at 1:200(room temperature, 45min).