

MSY2 rabbit pAb**Cat#: orb765737 (Manual)**

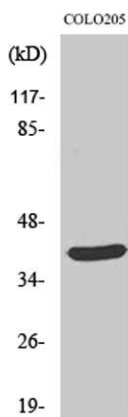
For research use only. Not intended for diagnostic use.

Product Name	MSY2 rabbit pAb
Host species	Rabbit
Applications	WB;IHC;IF;ELISA
Species Cross-Reactivity	Human;Mouse
Recommended dilutions	Western Blot: 1/500 - 1/2000. Immunohistochemistry: 1/100 - 1/300. Immunofluorescence: 1/200 - 1/1000. ELISA: 1/10000. Not yet tested in other applications.
Immunogen	The antiserum was produced against synthesized peptide derived from human YBOX2. AA range:281-330
Specificity	MSY2 Polyclonal Antibody detects endogenous levels of MSY2 protein.
Formulation	Liquid in PBS containing 50% glycerol, 0.5% BSA and 0.02% sodium azide..
Storage	Store at -20°C. Avoid repeated freeze-thaw cycles.
Protein Name	Y-box-binding protein 2
Gene Name	YBX2
Cellular localization	Cytoplasm . Nucleus .
Purification	The antibody was affinity-purified from rabbit antiserum by affinity-chromatography using epitope-specific immunogen.
Clonality	Polyclonal

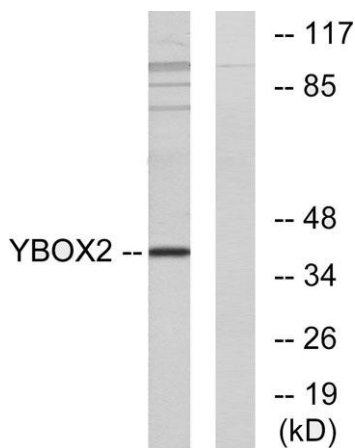
Concentration	1 mg/ml
Observed band	38kD
Human Gene ID	51087
Human Swiss-Prot Number	Q9Y2T7
Alternative Names	YBX2; CSDA3; MSY2; Y-box-binding protein 2; Contrin; DNA-binding protein C; Dbpc; Germ cell-specific Y-box-binding protein; MSY2 homolog

Background


This gene encodes a nucleic acid binding protein which is highly expressed in germ cells. The encoded protein binds to a Y-box element in the promoters of certain genes but also binds to mRNA transcribed from these genes. Pseudogenes for this gene are located on chromosome 10 and 15. [provided by RefSeq, Feb 2012],



Western Blot analysis of various cells using MSY2 Polyclonal Antibody



Western blot analysis of lysates from COLO205 cells, using YBOX2 Antibody. The lane on the right is blocked with the synthesized peptide.



Immunohistochemical analysis of paraffin-embedded human liver cancer. 1, Antibody was diluted at 1:200(4° overnight). 2, Tris-EDTA,pH9.0 was used for antigen retrieval. 3,Secondary antibody was diluted at 1:200(room temperature, 45min).