

**Annexin II rabbit pAb****Cat#: orb764531 (Manual)**

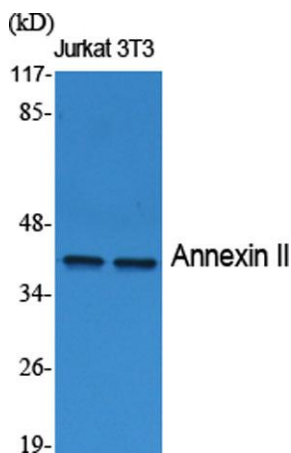
For research use only. Not intended for diagnostic use.

<b>Product Name</b>	Annexin II rabbit pAb
<b>Host species</b>	Rabbit
<b>Applications</b>	WB;IHC;IF;ELISA
<b>Species Cross-Reactivity</b>	Human;Mouse;Rat
<b>Recommended dilutions</b>	Western Blot: 1/500 - 1/2000. Immunohistochemistry: 1/100 - 1/300. ELISA: 1/10000. Not yet tested in other applications.
<b>Immunogen</b>	The antiserum was produced against synthesized peptide derived from human Annexin II. AA range:88-137
<b>Specificity</b>	Annexin II Polyclonal Antibody detects endogenous levels of Annexin II protein.
<b>Formulation</b>	Liquid in PBS containing 50% glycerol, 0.5% BSA and 0.02% sodium azide..
<b>Storage</b>	Store at -20°C. Avoid repeated freeze-thaw cycles.
<b>Protein Name</b>	Annexin A2
<b>Gene Name</b>	ANXA2
<b>Cellular localization</b>	Secreted, extracellular space, extracellular matrix, basement membrane . Melanosome . In the lamina beneath the plasma membrane. Identified by mass spectrometry in melanosome fractions from stage I to stage IV. Translocated from the cytoplasm to the cell surface through a Golgi-independent mechanism.
<b>Purification</b>	The antibody was affinity-purified from rabbit antiserum by affinity-chromatography using epitope-specific immunogen.

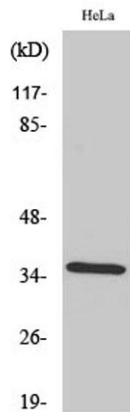
<b>Clonality</b>	Polyclonal
<b>Concentration</b>	1 mg/ml
<b>Observed band</b>	38kD
<b>Human Gene ID</b>	302
<b>Human Swiss-Prot Number</b>	P07355
<b>Alternative Names</b>	ANXA2; ANX2; ANX2L4; CAL1H; LPC2D; Annexin A2; Annexin II; Annexin-2; Calpactin I heavy chain; Calpactin-1 heavy chain; Chromobindin-8; Lipocortin II; Placental anticoagulant protein IV; PAP-IV; Protein I; p36

## Background

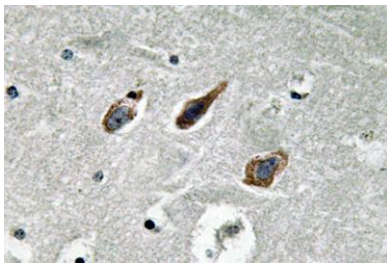
This gene encodes a member of the annexin family. Members of this calcium-dependent phospholipid-binding protein family play a role in the regulation of cellular growth and in signal transduction pathways. This protein functions as an autocrine factor which heightens osteoclast formation and bone resorption. This gene has three pseudogenes located on chromosomes 4, 9 and 10, respectively. Multiple alternatively spliced transcript variants encoding different isoforms have been found for this gene. [provided by RefSeq, Jul 2008],



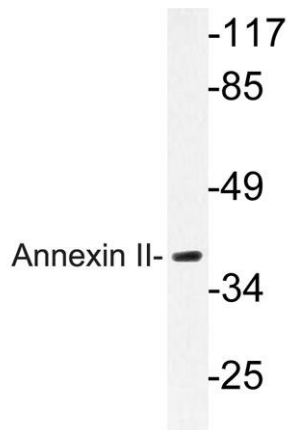
Western Blot analysis of various cells using Annexin II Polyclonal Antibody diluted at 1:2000



Western Blot analysis of HeLa cells using Annexin II Polyclonal Antibody diluted at 1:2000



Immunohistochemistry analysis of Annexin II antibody in paraffin-embedded human brain tissue.



Western blot analysis of lysate from HeLa cells, using Annexin II antibody.