

**NFκB-p105 (phospho Ser907) rabbit pAb****Cat#: orb764241 (Manual)**

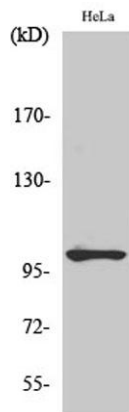
For research use only. Not intended for diagnostic use.

<b>Product Name</b>	NFκB-p105 (phospho Ser907) rabbit pAb
<b>Host species</b>	Rabbit
<b>Applications</b>	WB;IHC;IF;IP;ELISA
<b>Species Cross-Reactivity</b>	Human;Rat;Mouse;
<b>Recommended dilutions</b>	Western Blot: 1/500 - 1/2000. Immunohistochemistry: 1/100 - 1/300. Immunoprecipitation: 2-5 ug/mg lysate. ELISA: 1/20000. Not yet tested in other applications.
<b>Immunogen</b>	The antiserum was produced against synthesized peptide derived from human NF-kappaB p105/p50 around the phosphorylation site of Ser907. AA range:874-923
<b>Specificity</b>	Phospho-NFκB-p105 (S907) Polyclonal Antibody detects endogenous levels of NFκB-p105 protein only when phosphorylated at S907.
<b>Formulation</b>	Liquid in PBS containing 50% glycerol, 0.5% BSA and 0.02% sodium azide..
<b>Storage</b>	Store at -20°C. Avoid repeated freeze-thaw cycles.
<b>Protein Name</b>	Nuclear factor NF-kappa-B p105 subunit
<b>Gene Name</b>	NFKB1
<b>Cellular localization</b>	Nucleus. Cytoplasm. Nuclear, but also found in the cytoplasm in an inactive form complexed to an inhibitor (I-kappa-B).
<b>Purification</b>	The antibody was affinity-purified from rabbit antiserum by affinity-chromatography using epitope-specific immunogen.
<b>Clonality</b>	Polyclonal

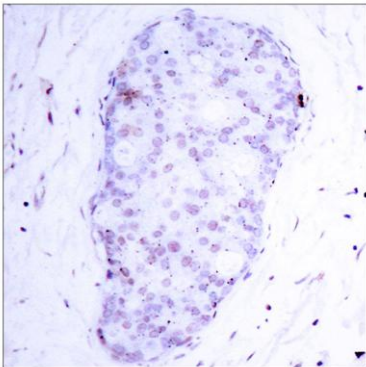
<b>Concentration</b>	1 mg/ml
<b>Observed band</b>	110kD
<b>Human Gene ID</b>	4790
<b>Human Swiss-Prot Number</b>	P19838
<b>Alternative Names</b>	NFKB1; Nuclear factor NF-kappa-B p105 subunit; DNA-binding factor KBF1; EBP-1; Nuclear factor of kappa light polypeptide gene enhancer in B-cells 1

## Background

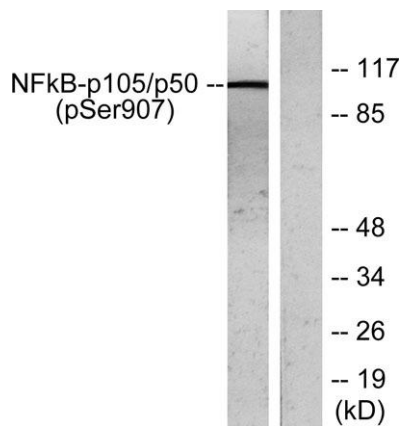
nuclear factor kappa B subunit 1(NFKB1) Homo sapiens This gene encodes a 105 kD protein which can undergo cotranslational processing by the 26S proteasome to produce a 50 kD protein. The 105 kD protein is a Rel protein-specific transcription inhibitor and the 50 kD protein is a DNA binding subunit of the NF-kappa-B (NFKB) protein complex. NFKB is a transcription regulator that is activated by various intra- and extra-cellular stimuli such as cytokines, oxidant-free radicals, ultraviolet irradiation, and bacterial or viral products. Activated NFKB translocates into the nucleus and stimulates the expression of genes involved in a wide variety of biological functions. Inappropriate activation of NFKB has been associated with a number of inflammatory diseases while persistent inhibition of NFKB leads to inappropriate immune cell development or delayed cell growth. Alternative splicing results in multiple transcript variants encoding different isoforms.



**Western Blot analysis of various cells using Phospho-NFκB-p105 (S907) Polyclonal Antibody diluted at 1:2000**



**Immunohistochemistry analysis of paraffin-embedded human breast carcinoma, using NF-kappaB p105/p50 (Phospho-Ser907) Antibody.**



**Western blot analysis of lysates from HeLa cells treated with TNF-alpha, using NF-kappaB p105/p50 (Phospho-Ser907) Antibody. The lane on the right is blocked with the phospho peptide.**